

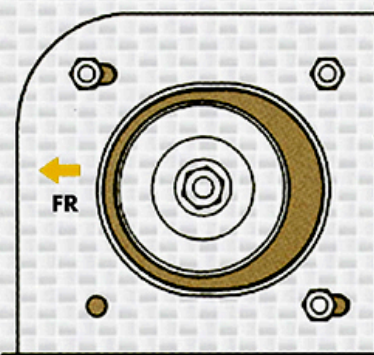
## TOP MOUNT POSITION

Peugeot 106 >> 94

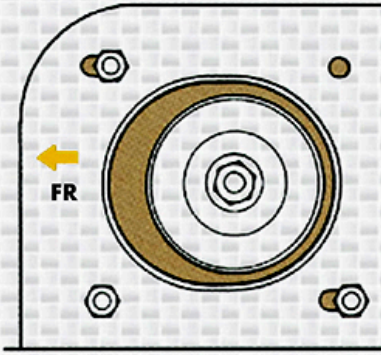


FI049EU

**Mechanical steering**  
**Angle of wheel Caster:  $2^{\circ} 15'$**   
 $\pm 30'$  \*




**Power-assisted steering**  
**Angle of wheel Caster:  $3^{\circ} 17' \pm 30'$  \***

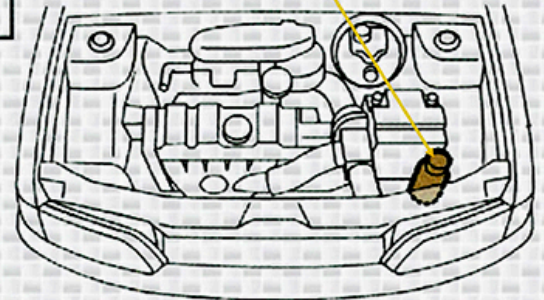


Geometry adjustment must be carried out under loaded conditions.

\* Car manufacturer info,  
 Monroe® not responsible



Pump reservoir for  
 power assisted steering



Identification of a vehicle with power assisted steering

TIGHTENING TORQUES		daN.m
A	Top stem nut	7
B	Upper mounting nuts	2
C	Cartridge locking ring	15
D	Anti-roll bar connection rod (certain models)	3

