
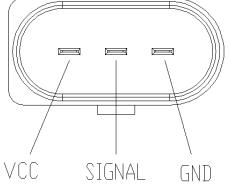
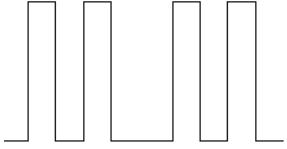
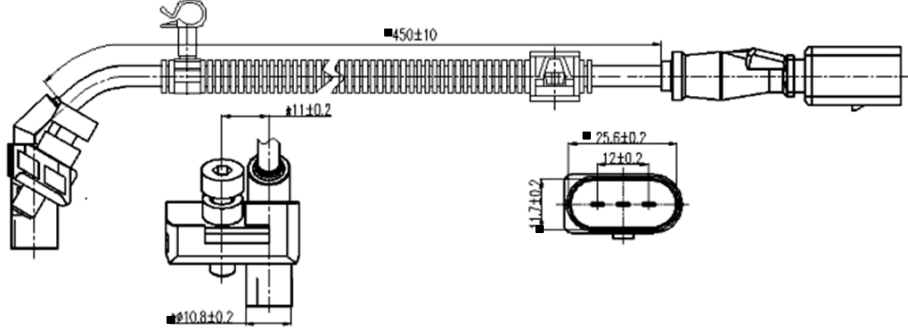


<b>NAME</b>	<b>CS-E163 Crankshaft Sensor</b>	<b>NO</b>	<b>CS-2-3-201</b>
-------------	----------------------------------	-----------	-------------------


<b>Picture</b> 	<b>Plug</b> 	<b>Waveform</b>  (Open Collector Pull Hi 1.2KΩ)
---	---	--

**Drawing and Dimension**



■ 為重點管控尺寸

TYPE :  Hall  Magnetic

Parameter	SYMBOLS	MIN.	TYP.	MAX.	UNITS
Resistance@120Hz	R	N/A	N/A	N/A	Ω
Inductance@120Hz	L	N/A	N/A	N/A	mH
Working Voltage	V	5	12	24	V
Waveform Profile		N/A		N/A	
Frequency	Fre.	N/A	2900	N/A	Hz
Detecting range	Air GAP	0.5	1	1.5	mm
Magnetic strength	Bo	95	110	125	mT
Magnetic field direction SFS=South facing sensor NFS=North facing sensor		N/A	NFS	N/A	
Duty ratio(t1/T)	Duty	35	50	65	%
Temperature	To	-40	25	125	°C
Reference Teeth		N/A	58	N/A	
Output Voltage	Vp-p	10	12	14	V

Repetitive Thermal Shock	The Sensor shall be designed to withstand 100 cycles of -30°C to 125°C in 20minutes and 125°C to -30°C in 20 minutes °
Vibration Shock	The Sensor shall withstand a vibration according to the following condition without failure or performance degradation ° Condition : amplitude acceleration = 15G , vibration frequency = 10~500Hz , a period of 15 minutes for each of the 3 main axes (x,y,z) , test times = 16 cycle °

2016.07.12		1	呂漢榮	蔡建華	黃鵬	<b>MOBILETRON</b>
Date of first edition	Date of revised edition	edition	Manuscript	Review	Approval	<b>JUN.12.2016</b>
						<b>Release</b>